

Reading at Home

Information Session for Parents




Also included in Set 1...



SOUNDS WRITTEN WITH TWO
LETTERS

SH TH CH QU

NC K



The horse sneezes when the caterpillar's hairs get up his nose!
ch - ch - ch - choo!



SPECIAL

FRIENDS



Sound Blending



CHILDREN LEARN TO READ
GREEN WORDS CONTAINING
THESE SOUNDS BY SOUND
BLENDING

1.2
pan
...

M-A-T

MAT

G-O-T

GO

F-I-SH

FISH

B-E-S-T

BEST



S-P-L-A-SH
FRESH

THEN


FRED IN ED

TALK

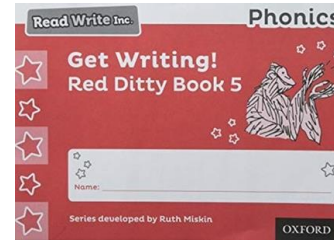
YOUR HEAD





Coloured Books



**RED
DITTIES**



**GREEN
BOOKS**



**PURPLE
BOOKS**



PLEASE MAKE SURE THESE

'BOOKBAG BOOKS' ARE IN


PLASTIC WALLET EVERYDAY



Sets 2 and 3



- Set 2 Speed Sounds: **ay ee igh ow oo oo ar or air ir ou oy**
- Words containing these sounds
- Pink, Orange and Yellow Storybooks.



Third, he or she will learn to read:

- Set 3 Speed Sounds: **ea oi a-e i-e o-e u-e aw are ur er ow ai oa ew ire ear ure**
- Words containing these sounds
- Blue and Grey Storybooks.



Sound Blending Set 2&3



P-L-AY

PLAY

B-EE-N

F



FR
ED

N-IGH-T

NIGHT

FRED

THEN

FRED IN

TALK

YOUR HEAD




Speedy Green Words



IT	ON	A
SI	DO	UP

T

G




Red Words



TH	I	NO
FE	TO	MY

T




Reading with your child



A cat in a pot


Introduction
Do you like cats? This is a story about a cat who has to do some quick thinking!



a cat sat in **the** hot sun

Read Write Inc. Phonics

Get Writing!
Red Ditty Book 5




Name:

Series developed by Ruth Miskin

OXFORD

A cat in a pot

Do not read the ditty to your child first. Point to the words as your child reads. If your child gets stuck on a word help him or her say the sounds and blend them together. Re-read the words to your child to help him or her remember what he or she has read. Discuss what is happening on each page.




a cat sat in the hot sun



Green and Red Words

Ditty 1 A cat in a pot



Story Green Words

For each word ask your child to read the separate sounds, e.g. 'b-u-s', 'p-oo-l' and then blend sounds together to make the word, e.g. 'bus', 'pool'. Sometimes one sound is represented by more than one letter, e.g. 'th', 'oo'. These are underlined.



cat

hot

sun

dog

ran

hid

pot

Red Words


Red words don't sound like they look. Ask your child to read the words but if he or she gets stuck read the word to your child.



the

no




Read the Story




a cat sat in **the** hot sun



School Library Books - Pink



School Library Books - Red+




Slip! Slap! Slop!
Dog was in the mud.



Dog was a mess. Cat was not.



School Library Books - Red+



Moving Through the Levels



- READ WRITE INC. GROUPS ARE ASSESSED AND CHANGED EVERY HALF TERM.
- DON'T PANIC ABOUT YOUR CHILD'S LIBRARY BOOK BAND COLOUR!
- IN ORDER TO MOVE UP TO LONGER BOOKS WITH MORE WORDS THE CHILDREN SHOULDN'T STILL BE FRED TALKING.
- READING FOR MEANING IS IMPORTANT – THE CHILDREN NEED TO UNDERSTAND WHAT THEY'VE READ.



Thank you!



Any Questions?

