






In the Zone - Geography Homework








For your Geography project this half term, you can choose what you would like to do! The purpose of your homework is to enrich your understanding about our learning in class. You can choose one of the options below or you can choose to present your research in an entirely different way. You may choose to do more than one option, but this is not required.



This project is due in by Monday 1st December. We will share projects as they are brought in, and they will be displayed in class.



The written task can be found as a 2Do on Purple Mash. The task involves writing a postcard from a tropical or polar region. You only need to complete one postcard, but feel free to do both if you would like to. There are question prompts around the postcard to help you organise your ideas. This is also due by Monday 1st December.

- 
1. **Make a model or poster of the globe** and label lines of latitude (see knowledge organiser for key vocabulary.)
 2. **Research clothing worn or equipment needed in a particular climate zone.** Write a list for your suitcase when visiting one of these zones. What would you need to visit a polar, temperate or tropical region?
 3. **Write a diary** about a day in a polar or tropical region. Include activities, wildlife, foods... This could be based on the Purple Mash postcard.
 4. **Create your own Climate Zone board game.** Decide what the track will be, number of players, adventures, obstacles, rewards, quiz questions etc. If you choose this option, it would be nice to bring it in to play it at school with your peers so make sure you give it a test run!
 5. **Create a book cover for a new book entitled 'Climate Zones'.** Include a title and images. On the back, put a summary of what you have found out.
- 
- 
- 
- 

twinkl.com