



Virtual Memory Book




Robins
Summer 1 - 2026





English



Thursday 6th May & Friday 7th May 2026
T: to write a new version of Dear Zoo.


(-er) (-ed) (-est) (-ing)

I wrote to the frost because I want a pet. They sent me a lizard! It was the liket animals so I sent it back. They sent me a axelotl. It cepts in a way so I sent it back. They sent me a snake. It cept slithing a way so I sent it back. They sent me a chick.

Tuesday 19th and Wednesday 20th May 2026
T: To write a story by sentences to form short narratives

One Sunnyday in the oshan, Laska a smilly egg pop came out a hungry axelotl on Monday she ate ^{one} bit of candy flos but she was still hungry. On Tuesday she ate two chocolate cake but she was still hungry. On Wednesday she ate ⁱⁿ five lollipops but she was still hungry. On Thursday she ate four cheesestring but she was still hungry. On Friday she ate five grapes but she was still hungry.

We used Talk 4 Writing techniques to help us write our own version of Dear Zoo. First, we learnt had to remember the words to story. We did this by using a story map and actions to help us. Then we looked at how the story is written. We looked at the names of animals and put them in to alphabetical order and then we had to think of our own "too" adjectives to describe animals. We had so much fun! Then we created our own story map of our own version of Dear Zoo, including what our "perfect pet" would be. Finally, we wrote our stories!

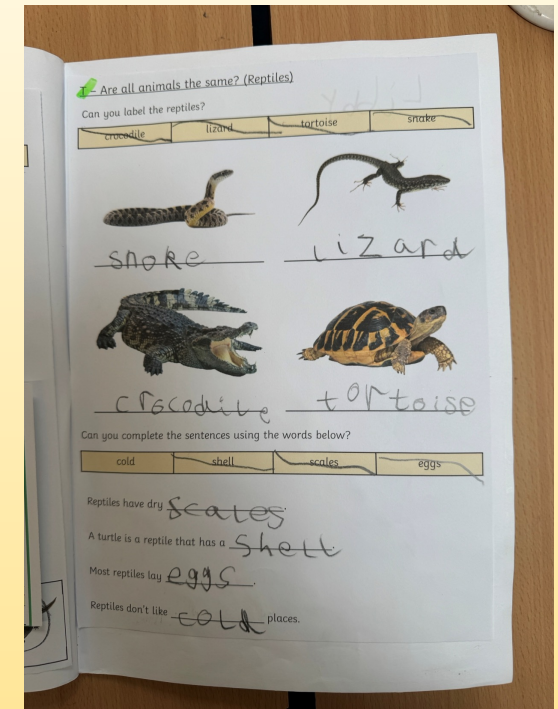
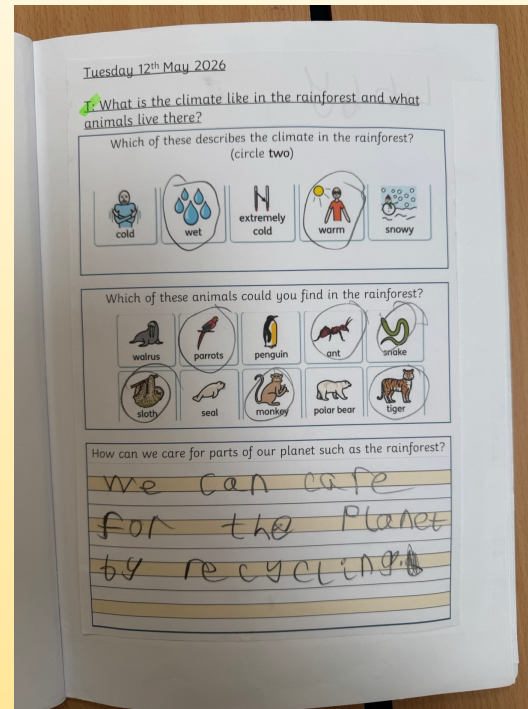



This half term in Maths we completed our learning on fractions, and looked at multiplication and division. We did lots of counting in different ways, such as 2s, 5s and 10s.

Mathematics



Animal Kingdom



This half term our Topic 'Animal Kingdom' has had a Science focus with some links to Geography. We have been identifying different types of animals, looking and what they eat and where they live. We have explored hot and cold places in the world and identified how some animals adapt to suit their surroundings.



Art and DT



Clay Animals

In Art and DT, we have been continuing with our Animal Kingdom Topic. We used clay to create our own model animals. We experimented with lots of different tools and equipment to roll, cut and add texture to our animals. We made different types of shapes




We had a visit from a pilot. He talked to us about his job and the hours that he has to work. He showed us his uniform and we watched some videos of him flying the plane, including taking off, landing and even next to a thunder storm! Our favourite part was learning about all the different parts of a plane and what they're used for.

Aspiration Day Pilot – Summer 1




We practised drawing planes and thinking about all of the important roles that a pilot has.

Animal Kingdom




Take a look at some of our homework projects.

Animal Kingdom



Take a look at some of our homework projects.

Animal Kingdom



Take a look at some of our homework projects.