



YEAR 1 PHONICS SCREENING

Parents Information Meeting March 2022

Reading support

- ❖ If you missed the meeting please look on the Robins class webpage to view the PowerPoint we delivered, in which we shared strategies to support reading and phonics at home.

Fred Talk



Click to find out how you can develop your reading at home!

Read, Write, Inc.

1) Set 1 Speed Sounds:

m, a, s, d, t, i, n, p, g, o, c, k,

u, b, f, e, l, h, r, j, v, y, w, z, x

sh, th, ch, qu, ng, nk

2) Set 2 Speed Sounds:

ay, ee, igh, ow, oo, oo,

ar, or, air, ir, ou, oy

3) Set 3 Speed Sounds:


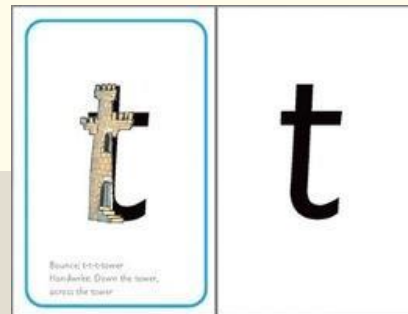
ea, oi, a-e, i-e, o-e, u-e,

aw, are, ur, er, ow, ai, oa, ew,

ire, ear, ure


4) Additional Speed Sounds:

ue, ie, au, e-e, kn, ck, wh, ph



Sounds written with two letters:

sh th ch qu ng nk ck



special friends

Any questions?

Sound Blending Set 2&3

p-l-ay play

b-ee-n been

n-igh-t night



Fred

Fred talk

then

Fred in your head

Phonics Screening

- We have already done 2 practice assessments.
- It is all very low key, presented in a fun and enjoyable way for the children.
- They're encouraged to try their best and are helped with any they don't know (however this doesn't count towards their score).
- Assessment is usually completed at the end of May/start of June.
- Data submitted nationally.
- You will receive the results at the end of the year. A number out of 40. The pass mark changes every year but it is roughly between 32 and 36.
- Please don't worry about it but there are things to do at home that can help 😊
- You can find passed papers on the DFE website - <https://www.gov.uk/education/phonics>

What does it look like? What do they have to do?

KEY STAGE 1 Phonics

Screening check: Answer sheet

First name: _____
Last name: _____

Screening check responses: Please tick the appropriate box for each word. The use of the comment box is optional.

Section 1				Section 2			
Word	Correct	Incorrect	Comment	Word	Correct	Incorrect	Comment
tox				voo			
bim				jound			
vap				teig			
ulif				fape			
geck				sneip			
chom				blurst			
tord				spron			
thazz				stroft			
blan				clay			
steck				slide			
hild				newt			
quemp				phone			
shin				blank			
gang				trains			
week				strap			
chill				scribe			
grit				rusty			
start				finger			
best				dentist			
hooks				starling			

Total correct: _____

Practice sheet: Real words


in


at


beg


sum

Practice sheet: Pseudo words

ot 

vap 

osk 

ect 

Recognising 'special friends' and 'chatty friends' and Fred talk!


shop

yell

peel

check

vaw



meast



waib



zome



label

vanish

blossom

thankful




QR Codes

- In the front of the children's spelling homework books I will stick in a QR code slip, if you scan the QR on your phone it will take you to a alien word practice paper that you can do with the children at home. **This is typically the section children find more challenging.**

Dear Parent(s)/carers,

Please scan this QR code with any smart device to view your child's homework.

Your sincerely,
Miss Holliday



The image shows a QR code slip for a phonics screening practice. The slip is light blue with a black border. On the left, it contains a message from Miss Holliday. In the center is a QR code with a 'SCAN ME' button below it. On the right is a preview of the 'Key stage 1 Phonics Screening Practice Set 1' card, which features the words 'blurst', 'zoo', 'chom', and 'cloud' with corresponding illustrations of a sun, a pink pig, and a cloud.

Any Questions?

